




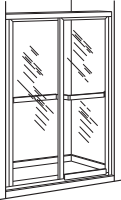
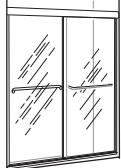


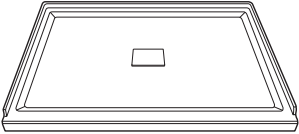



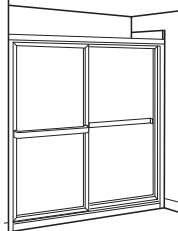
# Solid Surface Shower Bases

*American Standard*

Solid Surface Shower Bases	DESCRIPTION	NET WEIGHT	COLOR/FINISH	LIST PRICE											
<p><b>TOWNSEND® SINGLE THRESHOLD SHOWER BASES</b></p>  	<ul style="list-style-type: none"> <li>• Durable 100% solid, non-porous material</li> <li>• Clean, contemporary, single threshold design</li> <li>• Made of high quality Aluminum Trihydrate (ATH) with highly resistant resin</li> <li>• Integral 3-sided tiling/water retention flange</li> <li>• Smooth matte surface</li> <li>• Repairable and renewable surface – chips and scratches can be sanded out</li> <li>• Self-extinguishing – tested against ASTM E84</li> <li>• Fungi and bacterial resistant</li> <li>• UV-resistant – maintains its color</li> <li>• Resistant to stains and impact</li> <li>• Easy maintenance and cleaning</li> <li>• Removable, color-matched, solid surface trench drain cover included</li> <li>• Drain not included</li> <li>• 5-year warranty</li> </ul> 														
<b>60" x 36" Solid Surface Shower Bases</b>															
<b>Nominal Dimensions:</b> • 60" x 36" x 2" (1524 x 914 x 51 mm)															
6036SMRHOL	Shower base with right-hand outlet	118 lbs (53.7 kg)	218 Soft White	1,095.00											
6036SMLHOL	Shower base with left-hand outlet	118 lbs (53.7 kg)	218 Soft White	1,095.00											
<b>60" x 32" Solid Surface Shower Bases</b>															
<b>Nominal Dimensions:</b> • 60" x 32" x 2" (1524 x 813 x 51 mm)															
6032SMRHOL	Shower base with right-hand outlet	106 lbs (48.3 kg)	218 Soft White	985.00											
6032SMLHOL	Shower base with left-hand outlet	106 lbs (48.3 kg)	218 Soft White	985.00											
<b>60" x 30" Solid Surface Shower Bases</b>															
<b>Nominal Dimensions:</b> • 60" x 30" x 2" (1524 x 762 x 51 mm)															
6030SMRHOL	Shower base with right-hand outlet	100 lbs (45.6 kg)	218 Soft White	975.00											
6030SMLHOL	Shower base with left-hand outlet	100 lbs (45.6 kg)	218 Soft White	975.00											
   	<b>Separate Components:</b> <table border="1" data-bbox="480 1524 1444 1946"> <tr> <td data-bbox="480 1524 874 1591">AM00790.400</td> <td data-bbox="874 1524 1137 1591">Clear Glass</td> <td data-bbox="1137 1524 1444 1738" rowspan="3"> <b>Prestige Framed By-Pass Shower Doors</b>                       See pages 112-113 of the 2018 American Standard Residential List Price Guide.                 </td> </tr> <tr> <td data-bbox="480 1591 874 1665">AM00790.436</td> <td data-bbox="874 1591 1137 1665">Hammered Glass</td> </tr> <tr> <td data-bbox="480 1665 874 1738">AM00795.400</td> <td data-bbox="874 1665 1137 1738">Clear Glass</td> </tr> <tr> <td data-bbox="480 1738 874 1812">AM00390.400</td> <td data-bbox="874 1738 1137 1812">Clear Glass</td> <td data-bbox="1137 1738 1444 1946" rowspan="3"> <b>Euro Frameless By-Pass Shower Doors</b>                       See pages 106-107 of the 2018 American Standard Residential List Price Guide.                 </td> </tr> <tr> <td data-bbox="480 1812 874 1885">AM00390.422</td> <td data-bbox="874 1812 1137 1885">Rain Glass</td> </tr> <tr> <td data-bbox="480 1885 874 1946">AM00394.400</td> <td data-bbox="874 1885 1137 1946">Clear Glass</td> </tr> </table>	AM00790.400	Clear Glass	<b>Prestige Framed By-Pass Shower Doors</b>  See pages 112-113 of the 2018 American Standard Residential List Price Guide.	AM00790.436	Hammered Glass	AM00795.400	Clear Glass	AM00390.400	Clear Glass	<b>Euro Frameless By-Pass Shower Doors</b>  See pages 106-107 of the 2018 American Standard Residential List Price Guide.	AM00390.422	Rain Glass	AM00394.400	Clear Glass
AM00790.400	Clear Glass	<b>Prestige Framed By-Pass Shower Doors</b>  See pages 112-113 of the 2018 American Standard Residential List Price Guide.													
AM00790.436	Hammered Glass														
AM00795.400	Clear Glass														
AM00390.400	Clear Glass	<b>Euro Frameless By-Pass Shower Doors</b>  See pages 106-107 of the 2018 American Standard Residential List Price Guide.													
AM00390.422	Rain Glass														
AM00394.400	Clear Glass														





# Solid Surface Shower Bases

*American Standard*

Solid Surface Shower Bases	DESCRIPTION	NET WEIGHT	COLOR/FINISH	LIST PRICE
<p><b>TOWNSEND®</b> <b>SINGLE THRESHOLD</b> <b>SHOWER BASE</b> 48" x 36"</p>  <p><b>NEW</b></p> <p>  <b>4836SMCOL</b></p>	<ul style="list-style-type: none"> <li>• Durable 100% solid, non-porous material</li> <li>• Clean, contemporary, single threshold design</li> <li>• Made of high quality Aluminum Trihydrate (ATH) with highly resistant resin</li> <li>• Integral 3-sided tiling/water retention flange</li> <li>• Smooth matte surface</li> <li>• Repairable and renewable surface – chips and scratches can be sanded out</li> <li>• Self-extinguishing – tested against ASTM E84</li> <li>• Fungi and bacterial resistant</li> <li>• UV-resistant – maintains its color</li> <li>• Resistant to stains and impact</li> <li>• Easy maintenance and cleaning</li> <li>• Removable, color-matched, solid surface trench drain cover included</li> <li>• Drain not included</li> <li>• 5-year warranty</li> </ul> <p><b>Nominal Dimensions:</b></p> <ul style="list-style-type: none"> <li>• 48" x 36" x 2" (1219 x 914 x 51 mm)</li> </ul> 			
	<b>Shower base with center outlet</b>	96.6 lbs (43.9 kg)	218 Soft White	935.00
	<b>Separate Components:</b>			
AM00775.400	Clear Glass	<b>Prestige Framed By-Pass Shower Doors</b>	See pages 112-113 of the 2018 American Standard Residential List Price Guide.	
AM00775.422	Rain Glass			
AM00775.436	Hammered Glass			
AM00770.400	Clear Glass			
AM00770.422	Rain Glass			
AM00770.436	Hammered Glass	<b>Euro Frameless By-Pass Shower Doors</b>	See page 106 of the 2018 American Standard Residential List Price Guide.	
AM00345.400	Clear Glass			
AM00370.400	Clear Glass			
AM00370.422	Rain Glass			

# Solid Surface Shower Bases

*American Standard*

Solid Surface Shower Bases	DESCRIPTION	NET WEIGHT	COLOR/FINISH	LIST PRICE	
<p><b>TOWNSEND® ADA SHOWER BASES</b></p>  	<ul style="list-style-type: none"> <li>• Durable 100% solid, non-porous material</li> <li>• Clean, contemporary, single threshold design</li> <li>• Made of high quality Aluminum Trihydrate (ATH) with highly resistant resin</li> <li>• Integral 3-sided tiling/water retention flange</li> <li>• Smooth matte surface</li> <li>• Repairable and renewable surface – chips and scratches can be sanded out</li> <li>• Self-extinguishing – tested against ASTM E84</li> <li>• Fungi and bacterial resistant</li> <li>• UV-resistant – maintains its color</li> <li>• Resistant to stains and impact</li> <li>• Easy maintenance and cleaning</li> <li>• Barrier free access</li> <li>• Removable, brushed stainless steel trench drain cover included</li> <li>• Drain not included</li> <li>• 5-year warranty</li> </ul>  				
	<b>64" x 34" ADA (60" x 30" clear) Solid Surface Shower Base</b>				
	<p><b>Nominal Dimensions:</b></p> <ul style="list-style-type: none"> <li>• 64" x 34" x 1-1/8" (1626 x 864 x 29 mm)</li> </ul>				
	<p><b>6434AMFCOL Shower base with front center outlet</b></p>	<p>124 lbs (56.2 kg)</p>	<p>218 Soft White</p>	<p>1,290.00</p>	
	<b>38" x 38" ADA (36" x 36" clear) Solid Surface Shower Base</b>				
	<p><b>Nominal Dimensions:</b></p> <ul style="list-style-type: none"> <li>• 38" x 38" x 1-1/8" (203 x 203 x 29 mm)</li> </ul>				
<p><b>3838AMFCOL Shower base with front center outlet</b></p>	<p>87 lbs (39.7 kg)</p>	<p>218 Soft White</p>	<p>930.00</p>		



 **MEETS THE AMERICANS WITH DISABILITIES ACT GUIDELINES AND ANSI A117.1 REQUIREMENTS FOR ACCESSIBLE AND USABLE BUILDING FACILITIES-CHECK LOCAL CODES**