










High Efficiency (1.28 gpf/4.8 Lpf) Toilet

One-Piece Toilets Vitreous China	DESCRIPTION																																	
	<div style="display: flex; justify-content: space-between; align-items: flex-start;"> <div style="text-align: center;">  <p>Colony – Right Height® – Elongated One-Piece Toilet With Seat</p> <ul style="list-style-type: none"> • Right Height elongated bowl • 12" (305 mm) rough-in • High efficiency, ultra-low consumption (1.28 gpf/4.8 Lpf), utilizes 20% less water • Meets EPA WaterSense® criteria • 16-1/2" (419 mm) bowl rim height for accessible application • Includes slow-close seat and cover • 3" (76 mm) flush valve • 9" x 8" (229 x 203 mm) water surface area • 2-1/8" (54 mm) trapway • Chrome plated trip lever • Two color-matched bolt caps • Two-year warranty (see full warranty on page 587) </div> <div style="text-align: right;">    </div> </div>																																	
	<table border="1" style="width: 100%; border-collapse: collapse;"> <thead> <tr> <th style="width: 50%;">PRODUCT</th> <th style="width: 10%;">NET WEIGHT</th> <th style="width: 10%;">PTS</th> <th style="width: 20%;">COLORS</th> <th style="width: 10%;">LIST PRICE</th> </tr> </thead> <tbody> <tr> <td data-bbox="391 842 501 867">2961A104SC</td> <td data-bbox="520 842 956 898"> Colony – Right Height – Elongated One-Piece Toilet With Seat Nominal Dimensions: <ul style="list-style-type: none"> • 29-15/16" x 16-3/8" x 26-3/16" (760 x 416 x 665 mm) </td> <td data-bbox="979 842 1066 898">84 lbs (38 kg)</td> <td data-bbox="1090 842 1145 867">4.58</td> <td data-bbox="1169 842 1278 867">020 White</td> <td data-bbox="1417 842 1457 867">418</td> </tr> <tr> <td colspan="5" data-bbox="520 1016 743 1041">Separate Component:</td> </tr> <tr> <td data-bbox="397 1058 501 1083">735228-400</td> <td data-bbox="520 1058 963 1083">Tank cover</td> <td data-bbox="979 1058 1066 1083"></td> <td data-bbox="1090 1058 1145 1083">0.34</td> <td data-bbox="1169 1058 1278 1083">020 White</td> <td data-bbox="1425 1058 1449 1083">61</td> </tr> <tr> <td data-bbox="391 1108 501 1134">5257A.65MT</td> <td data-bbox="520 1108 956 1188"> Elongated slow-close seat and cover  </td> <td data-bbox="979 1108 1066 1188"></td> <td data-bbox="1090 1108 1145 1134">0.24</td> <td data-bbox="1169 1108 1278 1134">020 White</td> <td data-bbox="1425 1108 1449 1134">50</td> </tr> <tr> <td data-bbox="304 1205 501 1230">▷ 7381951-200.XXX0A</td> <td data-bbox="520 1205 963 1230">Trip lever</td> <td data-bbox="979 1205 1066 1255">0.17 lbs (0.08 kg)</td> <td data-bbox="1090 1205 1145 1230">0.01</td> <td data-bbox="1169 1205 1382 1230">002 Polished Chrome</td> <td data-bbox="1425 1205 1449 1230">19</td> </tr> </tbody> </table>	PRODUCT	NET WEIGHT	PTS	COLORS	LIST PRICE	2961A104SC	Colony – Right Height – Elongated One-Piece Toilet With Seat Nominal Dimensions: <ul style="list-style-type: none"> • 29-15/16" x 16-3/8" x 26-3/16" (760 x 416 x 665 mm) 	84 lbs (38 kg)	4.58	020 White	418	Separate Component:					735228-400	Tank cover		0.34	020 White	61	5257A.65MT	Elongated slow-close seat and cover 		0.24	020 White	50	▷ 7381951-200.XXX0A	Trip lever	0.17 lbs (0.08 kg)	0.01	002 Polished Chrome
PRODUCT	NET WEIGHT	PTS	COLORS	LIST PRICE																														
2961A104SC	Colony – Right Height – Elongated One-Piece Toilet With Seat Nominal Dimensions: <ul style="list-style-type: none"> • 29-15/16" x 16-3/8" x 26-3/16" (760 x 416 x 665 mm) 	84 lbs (38 kg)	4.58	020 White	418																													
Separate Component:																																		
735228-400	Tank cover		0.34	020 White	61																													
5257A.65MT	Elongated slow-close seat and cover 		0.24	020 White	50																													
▷ 7381951-200.XXX0A	Trip lever	0.17 lbs (0.08 kg)	0.01	002 Polished Chrome	19																													

 When installed with provided seat, top of seat is 17" to 19" (432 to 483 mm) from the finished floor.

Meets all ANSI/ASME Low Consumption, Water Conservation Requirements.

▷ Parts Program (Non-Premier)